


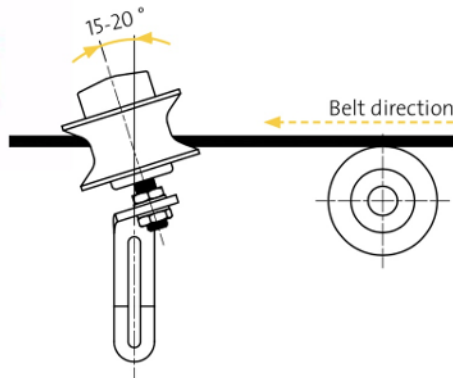
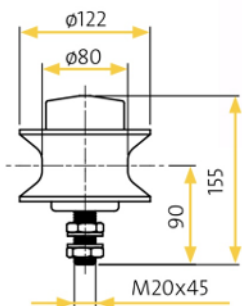
3302 PU Belt Guide Roller Very Popular & Belt-Friendly

PU BELT GUIDE ROLLER

– Extremely effective and popular belt guide.

A robust steel roller with superior ball bearings and a fitted sleeve made of durable polyurethane, providing gentle support for the conveyor belt.

Fastening bracket for
PU belt guide roller.
Right 3303
Left 3304

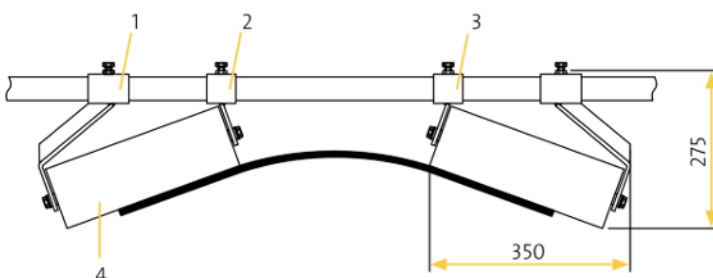

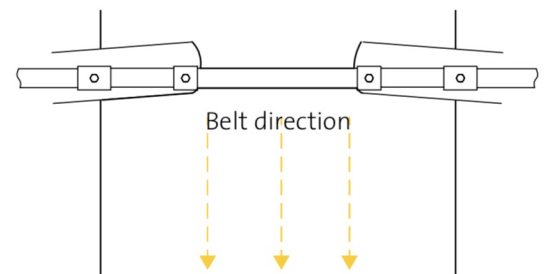


3400 Origo Belt Guide Set Effective Belt Guidance

Origo belt guide set is placed over the belt's return run, approx. 250 mm from a return roller without rubber rings. The angle of the rollers ensures that the belt is constantly centred.

A simple and effective belt guide, which fits from B-B 500 - B-B 1000 mm.

Note: not suitable for reversible conveyor belts.



1. Origo side holder 3401
2. Centre bracket, left 3403
3. Centre bracket, right 3402
4. Origo track roller 3404

Tube 40x40 is not included.

